

Installation Guide

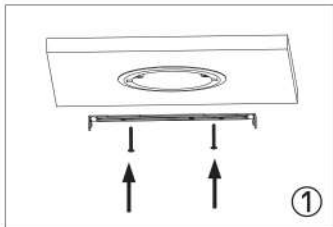
IMPORTANT SAFETY INFORMATION

1. **WARNING : RISK OF SHOCK** House electric current can cause painful shock or serious injury unless handled properly. For your safety, always remember to :
 A : Turn off the power supply at the fuse or circuit breaker box before you install the fixture.
 B : Ground the fixture to avoid potential electric shocks and to ensure reliable starting.
 C : Double-check all connections to be sure they are tight and correct.
 D : Wear rubber soled shoes and work on a sturdy wooden ladder.
2. This fixture is designed for use in a circuit protected by a fuse or circuit breaker. It is also designed to be installed in accordance with local electrical codes. If you are unsure about your wiring, consult a qualified electrician or local electrical inspector, and check your local electrical code.
3. **WARNING : RISK OF CUTS** Some metal parts in the fixture may have sharp edges. To prevent cuts and scrapes, wear gloves when handling the parts.
4. Account for small parts and destroy packing material, as these may be hazardous to children.

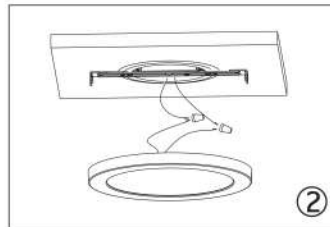
Product Specification

Size	Wattage (W)	Voltage (V)	Rated Input Frequency (Hz)	Dimension (DxH)
8 in.	18W	AC120V	50/60Hz	Ø8.54" x 0.59"
11 in.	24W			Ø11.49" x 0.59"

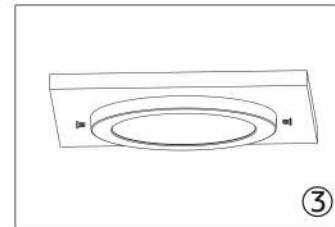
Surface mounting installation



① Fixing bracket on terminal box;



② Connecting the wire;



③ Fixing the lamp body on bracket and fix tightly.

Caution

1. **WARNING : Risk of fire.** Use AC120 50/60Hz circuits.
2. Suitable for damp locations. Before installing your lighting fixture, thoroughly review enclosed installation manual. If you do not have sufficient electrical wiring experience, please refer to a do-it-yourself wiring handbook or have your fixture installed by a qualified licensed electrician. All electrical connections must be in accordance with local and National Electrical Code(NEC) standards. Reliable operating temperature is -20 to +40 degrees Celsius(-4 to +104 degrees Fahrenheit).
3. pls obey fire prevention regulations, do not cover the fixture with any heat insulated materials.
4. Do not change the LED light source or driver inside under any circumstance.