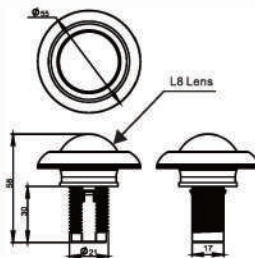




ANT-4D



RC-100



INTRODUCTION

The ANT-4D is passive infrared occupancy bi-level sensor, as a fixture sensor mounts in indoor light fixture and provides daylight harvest control. It works by 10-14Vdc power, and controls 0-10VDC LED drivers or dimming ballasts, All control parameters are adjustable via a wireless configuration tool capable of storing.

SPECIFICATIONS

Power supply	10V-14V DC, >30mA
Dim control output	0-10V, max. 25mA sinking current
Remote range	50ft. (15m) indoor, no backlight
Detection radius	20%/50%/75%/100% (1-8m)
Mounting height	Max 40ft. (12meters)
Time setting	10s/1min/5min/10min/15min/20min/30min/60min
Light-control	24H/10LUX/30LUX/50LUX
Temperature	-4°F ~ +140°F (-20°C ~ +60°C)
IP rating	IP20

⚠ WARNING

NOTE: Warm up time is 40seconds. After the sensor connects input power first time, the light will keep on 40seconds, then go to dimming to work normally.

NOTE: Factory Default Setting: 100% sensitivity, Hold on time: 5min, Daylight sensor is ☀, Dimming level: 30%, Dimming time: 60minutes.

NOTE: Any setting changed by remote control, the led light that sensor connect will on/off as confirm.

DIMMING FUNCTION

This function inside the motion sensor to achieve tri-level control, for some areas which require a light change notice before switch-off. The sensor offers 3 levels of light: 100%-->dimmed light (natural light is insufficient)-->off; and 2 periods of selectable waiting time: motion hold-time and stand-by period; Selectable daylight threshold and freedom of detection area.



With sufficient natural light, the light does not switch on when presence is detected.



With insufficient natural light, the sensor switches on the light automatically when presence is detected.



After hold-time, the light dims to stand-by level if the surrounding natural light is below the daylight threshold.




Light switches off automatically after the stand-by period elapses.

PIR Occupancy Bi-level&Daylight Harvesting Sensor ANT-4D Instruction

DAYLIGHT HARVESTING FUNCTION (ONLY BY USING RC100 REMOTE CONTROL)

Open the daylight harvesting function only by choosing "👁️" button when remote control is in setting condition. Memory and maintain current ambient brightness.



When the natural light is sufficient or dark, movement is detected and the light will turn on 100% brightness.

The light turns on at full or dims to maintain the lux level. The light output regulates according to the level of natural light available.



The light dims to stand-by period after hold-time and stays on selected minimum dimming level.



The light switches off completely after the stand-by period.

Setting on this demonstration:

BRIGHTNESS:100%

SENSITIVITY:100%

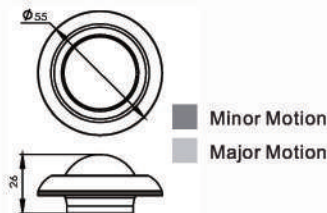
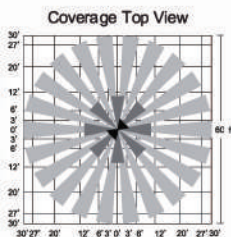
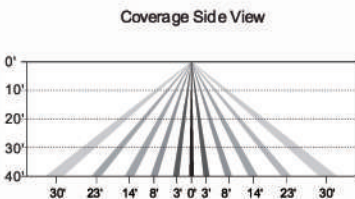
HOLD TIME:30MIN

DAYLIGHT SENSOR: 👁️

STAND BY DIM: 30%

STAND BY TIME: 1MIN

COVERAGE PATTERNS



Wiring

ANT-4D wiring with 10-14VDC wire dimming ballast or LED driver.

